



CEILING SYSTEMS

Between us, ideas become reality™

INFUSIONS®
Lay-in Panels

Armstrong®


INFUSIONS® Panels

Lay-in

smooth texture



Infusions 2' x 2' Lay-in Panels in Beads Large Tangerine



Visit Armstrong.com
Photo Gallery to view more
installation photos

SEARCH: infusions walls

KEY SELECTION ATTRIBUTES

- Translucent ceiling panels in multiple sizes, colors, and patterns
- Dimensions – Splash, Large, and Small Beads create a 3D look with a unique honeycomb core
- Coordinate with Armstrong or other interior finishes, including Infusions Walls, Partitions, and Canopies, and SoundScapes® Shapes and Canopies
- Standard products that can create a custom look
- Lay-in panels install quickly and easily in standard 15/16" Prelude® XL® or 9/16" Suprafine® XL grid
- Infusions ceiling systems offer the industry's highest fire performance; panels meet both the Class A and IBC drop-out requirements for fire performance (drop-out tested to withstand 200° temperatures for 30 minutes)
- Can be used in Formations™ Accent Clouds
- 4' x 6' Polycarbonate and 4' x 8' PETG sheets available for coordination with Infusions Canopies, Lay-in panels, and Partitions. (Sheets may not be used for ceiling applications.)

COLOR SELECTION – PATTERNS Due to printing limitations, shade may vary from actual product.

Goldtones



Honey Canvas (THC)



Spun Copper (TSC)



Crushed Copper (TCC)

Linens



Linen Gold (TLG)



Natural Linen (TNL)*†



Blue Linen (TBL)*†

Crystallines



Crystalline Focus (TCR)



Crystalline Silverado (TSV)



Crystalline Sky (TSY)

Tones-on-tones



White Circlets (TWC)



Silver Orbit (TSR)



Indigo Surf (TNS)

On cover: Infusions 2' x 4' Lay-in Panels in Clear Arbor

INFUSIONS® Panels

Lay-in

smooth texture

COLOR SELECTION – PATTERNS Continued

Arbors



Clear Arbor
(TCA)



Blue Arbor
(TBA)



Orange Arbor
(TOA)




Red Arbor
(TRA)


COLOR SELECTION – DIMENSIONS PATTERNS†



Splash Kiwi
(FZTRK)



Splash Reef
(FZTRR)



Splash Lagoon
(FZTRL)




Splash Plum
(FZTRP)




Splash Tangerine
(FZTRI)



Beads Large Kiwi
(FLTRK)




Beads Large Reef
(FLTRR)




Beads Large Lagoon
(FLTRL)




Beads Large Plum
(FLTRP)




Beads Large Tangerine
(FLTRI)




Beads Small Kiwi
(FSTRK)




Beads Small Reef
(FSTRR)



Beads Small Lagoon
(FSTRL)



Beads Small Plum
(FSTRP)



Beads Small Tangerine
(FSTRTI)

Note: Dimensions patterns are only available as 1' x 4' and 2' x 2' Lay-in panels. See back page for more information.

NOTE: Direction of linear patterns may change between panel sizes
* Color may vary panel-to-panel
† Not available in sheets

COLOR SELECTION – SOLIDS Due to printing limitations, shade may vary from actual product



Cultured Pearl
(TCP)



Inspiration Ice
(TNC)



Calm Water
(TCW)



Natural Faith
(TNF)




Loyalty Latte
(TLL)



Caribbean Renewal
(TAR)



Sage Happiness
(TSH)



Budding Creativity
(TBD)



Tranquility Teal
(TTT)



Peace Blue
(TPB)



Sheer Iris
(TSI)



Blueberry Bliss
(TBB)




Saffron Energy
(TSE)



Sedona Spirit
(TSS)




Red Fire
(TRF)



Cinnamon Sanity
(TCS)

SoundScapes® Coordinating Colors



Refined Kiwi
(TRK)



Refined Reef
(TRR)



Refined Lagoon
(TRL)



Refined Plum
(TRP)



Refined Tangerine
(TRT)



Refined Cranberry
(TRC)



Refined Black
(TRB)

* Now, Infusions® Accent Canopies colors coordinate with SoundScapes Acoustical Canopies and Shapes. Visit armstrong.com/infusions for more information.

INFUSIONS® Panels

Lay-in
smooth texture

UP TO **35%** RECYCLED CONTENT













LEED®

- acoustics
- energy
- daylight & views
- indoor air quality
- renewable materials
- recycled content
- waste mgmt
- local materials

Calculate LEED contribution at armstrong.com/greengenie *LOCATION DEPENDENT

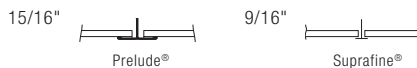
PANEL SELECTION

PERFORMANCE

Item No.*	Dimensions (Inches)	Fire Rating	Warranty
INFUSIONS Lay-in Panels			
 5911 _ _ _ ♦	12 x 48 x 1/8" 	Class A	No. of Years 1
 5922 _ _ _ ♦	24 x 24 x 1/8" 	Class A	1
 5912 _ _ _ ♦	24 x 48 x 1/4" 	Class A	1w
 5913 _ _ _ ♦	24 x 72 x 1/4" 	Class A	1
INFUSIONS Lay-in Panels – Dimensions Patterns			
 5914 _ _ _ _ _ ♦	12 x 48 x 0.44" 	Class A	1
 5915 _ _ _ _ _ ♦	24 x 24 x 0.44" 	Class A	1

♦ When specifying or ordering, include the appropriate 3- or 5-letter color suffix. (Example: 5911 I C B, 5914 E Z I B K)
Note: Red Arbor, Blue Arbor, Cultured Pearl, and Inspiration Ice are available in 1/4" thickness only for 12" x 48" and 24" x 24" sizes.

SUSPENSION SYSTEMS



PHYSICAL DATA

Material
Polycarbonate (Dimensions panels – PETG and polycarbonate)

Surface Finish
Smooth

Fire Performance
Infusions panels have been tested according to NFPA 286 and are equivalent to Class A Interior Finish as defined by the International Building Code.

Designers and installers are advised to consult a fire protection engineer, NFPA 13, and local codes for guidance where automatic fire detection and suppression systems are present.

Contact TechLine at 1 877 ARMSTRONG for specific US and Canadian fire performance data.

Design Considerations
Direction of linear patterns may change between panel sizes. Infusions panels are not approved for exterior application. Natural Linen and Blue Linen colors may vary panel to panel.

Installation Considerations

Do not allow panel edges to get wet.
Panels may be cut for borders, perimeter treatments, penetrations, and cutouts. For penetrations such as sprinklers, use an escutcheon plate to hide any rough cut edges. Any fixtures used in or adjacent to field-cut Infusions panels must be independently supported. There is potential for limited natural deflection of panels. See LA-297176 at armstrong.com/infusions for cutting recommendations.

Panels can be damaged by exposure to high temperatures. Panel temperature should not be permitted to exceed 100°F.

Follow these guidelines for minimum distance from standard light sources.

LAMP TYPE	LABEL WATTAGE	MINIMUM DISTANCE
Halogen FL XL PAR 30	60	14"
Incandescent Bulb	120	15"
Quartz Halogen Work Light	500	23"

Additional light transmission information is available at armstrong.com/infusions

Warranty

One (1) year limited warranty. See armstrong.com/warranty for details

Weight; Pieces/Carton

Items 5911, 5922 – 0.80 lbs/SF
Items 5912, 5913 – 1.63 lbs/SF
Items 5911, 5922 – 6 pcs/ctn
Item 5912 – 3 pcs/ctn
Item 5913 – 2 pcs/ctn
Items 5914, 5915 – 2.625 lbs/SF
Item 5914 – 4 pcs/ctn
Item 5976 – 1.63 lbs/SF
Item 5978 – 2.08 lbs/SF
Bulk package per order