

WOODWORKS®

Walls

Natural Variations™ and Bamboo



WoodWorks Wall 2' x 4' panels on Z-clips and Ceiling 2' x 4' panels with custom perforation (running parallel to the short side of the panel) in custom Vertical Grain Douglas Fir

Key Selection Attributes

- Define a space with rich, natural FSC®-certified wood
- FSC chain of custody (CoC) certified WoodWorks products represent responsible production and consumption practices from the forest to the consumer
- California Air Resources Board (CARB) compliant
- 100% Biobased content certified by the USDA BioPreferred® Products program (preferred for government projects)
- Variety of standard wood species, stains, panel sizes, and perforation options
- Perforated panel with acoustical backing improves sound quality and reduces reverberation time within a space
- Install panels horizontally or vertically using clips or splines
- Coordinate veneer choice with WoodWorks ceilings to create 90° angled or faceted ceiling-to-wall transitions
- Custom veneer coordination and project assistance from the Architectural Specialties team; call 1 877 ARMSTRONG, select options 1-1-4



WoodWorks Custom Wall System perforated in Custom Red Oak

Veneer Selection

Due to printing limitations, shade may vary from actual product.

Natural Variations (Real Wood Veneers)




Maple (NMP)

Light Cherry (NLC)

Dark Cherry (NDC)

Bamboo (Rapidly Renewable)




Patina (BAP)

Native** (BAN)

** A premium veneer option managed through Architectural Specialties due to the potential for significant color variation panel to panel. Minimum order quantity and extended lead time may apply.

Perforation Options

(Actual 1:6 scale shown)



Unperforated (W1)

Round Straight - Rg 6006 (W2)

Round Diagonal - Rd 6006 (W3)

Round Straight - Rg 6011 (W4)



Oval Straight Slotted - Lg 9512 (W5)



Oval Straight Slotted - Lg 9508 (W6)

NOTE: Slotted perforations run parallel to the length of the panel.

To view more perforation information and build swatches in real time, visit armstrong.com/swatchit.

For premium and custom veneer, stain, perforation, and size options, contact the Armstrong Architectural Specialties project management team at 1 877 ARMSTRONG and select options 1-1-4.

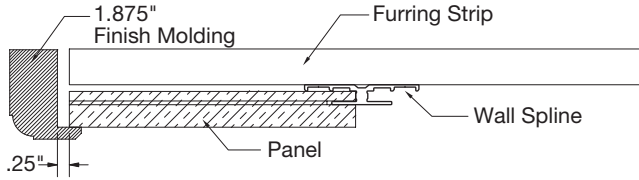


WOODWORKS®

Walls

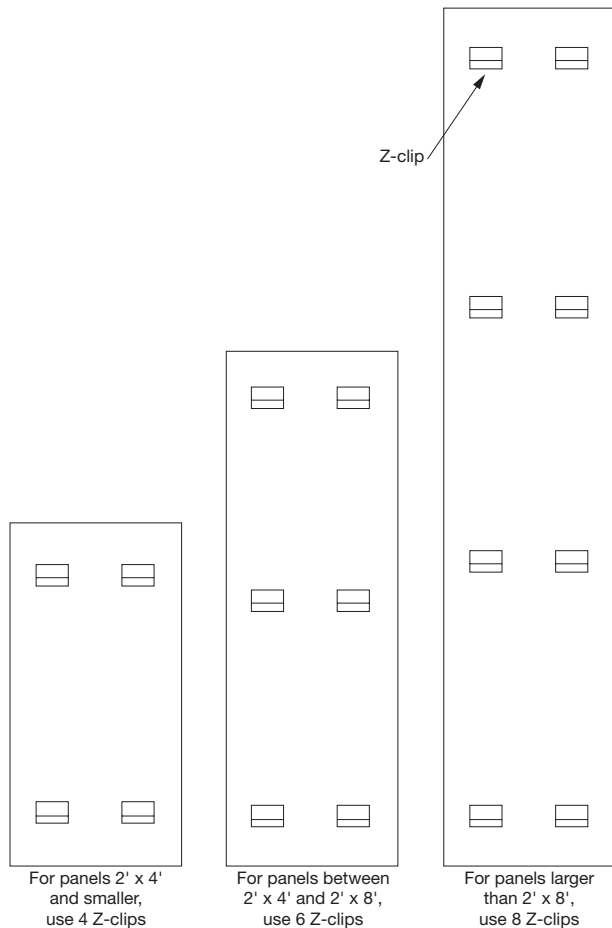
Natural Variations™ and Bamboo

Installation Option 1 – Splines for complete system installation



WoodWorks Wall System 2' x 9' panels with W6 perforation in Natural Variations Light Cherry; Finish Molding in Natural Variations Light Cherry

Installation Option 2 – Z-clips for panel installation



WoodWorks Wall panels on Z-clips with W2 perforation in Custom Maple



WoodWorks Wall panels on Z-clips with custom perforation in Constants™ Cherry and custom trim

WOODWORKS®

Walls

Natural Variations™ and Bamboo

Recycled Content: **92%**

armstrong.com/greengenie

LEED® Credits





LEED for Schools

Energy Mgmt	Waste Mgmt	Recycled Content	Local Materials	Renewable Materials	Certified Wood*	Low Emitting*	Acoustics	Low Emitting or CHPS*
		✓	✓	✓	✓	✓	✓	✓
			Location Dependent		* Options Available			

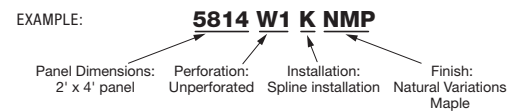
Colors and Perforations

NV Maple (NMP)	Bamboo Patina (BAP)	Unperforated (W1)	Rg 6011 (W4)
NV Light Cherry (NLC)	Bamboo Native (BAN)	Rg 6006 (W2)	Lg 9512 (W5)
NV Dark Cherry (NDC)		Rd 6006 (W3)	Lg 9508 (W6)

Visual Selection

Item Number*	Dimensions Nominal W x L x H	Perforation Options	Installation Options	Finish Options
FSC®-certified WOODWORKS Wall Panel with Acoustical Fleece				
5814 _ _ _ _ _	23-3/4" x 48" x 3/4" 	W1, W2, W3,	X (Z-clip installation)	NMP, NLC,
5818 _ _ _ _ _	23-3/4" x 96" x 3/4" 	W4, W5, W6	K (Spline installation – 4 panel sides kerfed)	NDC, BAP,
5819 _ _ _ _ _	23-3/4" x 108" x 3/4" 			BAN
5820 _ _ _ _ _	23-3/4" x 120" x 3/4" 			

* When specifying or ordering, include the appropriate perforation, installation, and finish suffixes.
NOTE: For veneers and sizes available as special order, call Architectural Specialties at 1 877 ARMSTRONG and select options 1-1-4.



Acoustical Performance

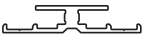
Perforation	NRC Rating	
	D Mounting with Acoustical Fleece	D Mounting with 1" Fiberglass Backer**
W1	N/A	N/A
W2	0.50	0.65
W3	0.50	0.65
W4	0.55	0.80
W5	0.45	0.70
W6	0.45	0.60

**Fiberglass Infill Panel Item 8200100

WoodWorks Walls align with the following ceiling panels:






Perforation	WoodWorks Vector	WoodWorks Concealed
W2	yes	yes
W3	yes	yes
W4	yes	no
W5	yes	no
W6	yes	no

Accessories

Item Number	Description	Lengths	Finishes	Material
Installation				
 663910_ _	Wall Installation Spline	10'	Black (BL) Natural Anodized (NA)	Aluminum
6408	Edge Banding for Wall Spline	25'	Maple (NMP), Light Cherry (NLC), Dark Cherry (NDC)	PVC
5672	Z-clip	2"	–	Aluminum
5673	Z-clip Bar	6'	–	Aluminum

When specifying or ordering, include the appropriate length and color suffix. EXAMPLE: 663910 NA – 10' Wall Installation Spline in Natural Anodized
Specify FastCap® edge banding to mount to installation spline for a continuous wood look.

Moldings

 5855_ _ _	4" Base Molding	8'-4"	See colors above	Solid Wood
 5856_ _ _	6" Base Molding	8'-4"	See colors above	Solid Wood
 5849_ _ _ _ _	1.15" Finish Molding	8'-4" (08), 9'-4" (09), or 10'-2" (10)	See colors above	Solid Wood
 5907_ _ _ _ _	1.875" Finish Molding	8'-4" (08), 9'-4" (09), or 10'-2" (10)	See colors above	Solid Wood
 5867_ _ _	Inside Corner Molding	8'-4" (08), 9'-4" (09), or 10'-2" (10)	See colors above	Solid Wood

When specifying or ordering, include the appropriate length and finish/material suffixes.
EXAMPLES: 5855 NMP – 4" Base Molding in Natural Variations Maple; 584910 NMP – Nominal 10' Finish Molding in Natural Variations Maple

WOODWORKS®






Walls

Natural Variations™ and Bamboo

Colors






NV Maple (NMP) Bamboo Patina (BAP)
 NV Light Cherry (NLC) Bamboo Native (BAN)
 NV Dark Cherry (NDC)

Accessories (continued)

Item Number♦	Description	Lengths	Finishes	Material
Decorative Corners and Splines				
 5851_ _ _ _ _	Peak Corner	8' (08), 9' (09), or 9'-10" (10)	See colors above	Solid Wood
 5852_ _ _ _ _	Bullnose Corner	8' (08), 9' (09), or 9'-10" (10)	See colors above	Solid Wood
 5853_ _ _ _ _	Reverse Bead Corner	8' (08), 9' (09), or 9'-10" (10)	See colors above	Solid Wood
 5854_ _ _ _ _	Chamfered Corner	8' (08), 9' (09), or 9'-10" (10)	See colors above	Solid Wood
 5859_ _ _ _ _	Corner Installation Spline (concealed)	8' (08), 9' (09), or 9'-10" (10)	N/A	Plastic (X) or Aluminum (Y)

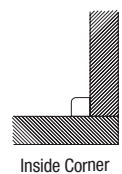
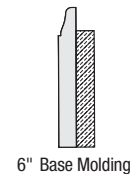

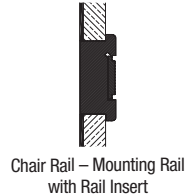
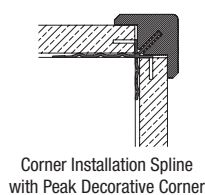
♦ When specifying or ordering, include the appropriate length and finish/material suffixes.
 EXAMPLES: 5851 Q 9 N D C – 9' Decorative Corner in Natural Variations Dark Cherry; 5859 Q 9 X – 9' Corner Installation Spline in Plastic
 NOTE: When a Decorative Corner is selected, you must also choose a Corner Installation Spline

Chair Rail Accessories

 5861_ _ _	Mounting Rail	8'-4"	See colors above	Solid Wood
 5863_ _ _	Rail Insert	8'-4"	See colors above	Solid Wood
 5963NA	Rail Insert – Aluminum Finish	8'-0"	Natural Anodized (NA)	Solid Wood and Aluminum
 5864_ _ _	Rail Cap	8'-4"	See colors above	Solid Wood
 5866_ _ _	Easel Ledge	8'-4"	See colors above	Solid Wood

♦ When specifying or ordering, insert three-letter color suffix for all Chair Rail item orders, except 5963NA. EXAMPLE: 5861 C M A – Mounting Rail in Constants™ Maple

Spline System and Accessory Details



Note: For more information, refer to WoodWorks accessories dimensions guide, BPCS-3851, at armstrong.com/walls

Physical Data

Material
 FSC®-certified fire retardant particle board with face-cut veneers (SW-COC-003601). For more information about FSC-certified products or to view our FSC certification letter, visit armstrong.com/woodworksfs

Surface Finish
 Clear or tinted semigloss coating

Fire Performance
 ASTM E84 surface burning characteristics, HPVA Certified with audit program per ASTM E84. Flame Spread Index 25 or less. Smoke Developed Index 50 or less.

CAN/ULC S102 surface burning characteristics. Flame Spread Rating 25 or less. Smoke Developed Classification 50 or less.

Application Considerations
 Variation among panels may occur due to the natural characteristics of the wood and grain (special order panels available).

It is very important that WoodWorks panels are climatized prior to installation. Relative humidity between 25% and 55% and temperatures between 50°F and 86°F must be maintained throughout the life of the product.

Design Considerations
 The reveal on WoodWorks Tegular panels and WoodWorks Walls is different. For an application with the same size reveal in the ceiling and the wall, order custom cut panels or use Tegular panels Z-clipped to the wall.

Bamboo Native is a premium veneer option managed through Architectural Specialties due to the potential for significant color variation panel to panel. Minimum order quantity and extended lead time may apply.

Specification Consideration
 Attention: For FSC-certified wood products to maintain their CoC certification, products must be sold to a CoC-certified distributor or directly to the installing contractor. Failure to do so breaks the CoC.

Warranty
 One (1) year limited warranty.
 Details: armstrong.com/warranty

Weight; Square Feet/Carton
 Panels – 2.75 lbs/SF; bulk packaged per order.

TechLineSM / 1 877 ARMSTRONG
 1 877 276 7876
armstrong.com/walls
 BPCS-4234-1012

LEED® is a registered trademark of the U.S. Green Building Council
 All other trademarks used herein are the property of AWI Licensing Company and/or its affiliates
 © 2012 AWI Licensing Company • Printed in the United States of America

